

IMPACT EVALUATION REPORT

DigiCollab Hackathon

Project 2025-1-DE02-KA210-VET-000349725

Event name	<hr/> <hr/>
Event date(s)	<hr/> <hr/>
Location	<hr/> <hr/>
Lead organisation	<hr/> <hr/>
Partner organisations	<hr/> <hr/>
Report prepared by	<hr/> <hr/>
Report date	<hr/> <hr/>
Version	<hr/> <hr/>

How to use this template

Complete each section after the event using data from your feedback surveys, learning assessments, and observation logs. Shaded fields and underlined lines are write-on areas. Guidance notes appear in italics — delete them before finalising.

1. Executive summary

Complete this section last, once all findings are known. Aim for one to two pages.

Context and objectives

Briefly describe the hackathon, its goals, and the target participant group (2–3 sentences).

Key impact highlights

Summarise the three to five most significant impacts observed across all levels.

Impact highlight	Level (1–5)	Evidence source

Headline metrics

Total participants

Overall satisfaction (avg.)

Avg. skill growth score

Top recommendations

List the three most important improvements for the next event.

#	Recommendation	Priority	Owner
—	_____	_____	_____
—	_____	_____	_____
—	_____	_____	_____

2. Introduction

Hackathon overview

Describe the event: theme(s), format, duration, number and profile of participants.

Number of participants:

Number of teams:

Themes addressed:

Partner countries/institutions:

Erasmus+ grant period:

Evaluation approach

Describe briefly which evaluation methods were used and why.

Method used	Data collected	When	Response rate / coverage

Known limitations of the evaluation (e.g. low follow-up response rate, missing baseline data):

3. Findings by impact level

Complete one sub-section per impact level. Skip levels where no data was collected, and note why.

Summary overview – Fill in the table below first as a quick reference, then add detail in each sub-section.

Level	Impact area	Key finding	Evidence	Rating (1–5)
1	Individual			
2	Team / Peer			
3	Institutional			
4	Community			
5	Systemic			

Level 1: Individual impact

Quantitative findings

Overall satisfaction score (avg. out of 10):

Net Promoter Score (% would recommend):

Average skill confidence change (pre→post, 1-5):

% achieving defined learning outcomes:

Qualitative evidence

Describe key themes from participant reflections and testimonials.

Select 1-2 powerful participant quotes (anonymised).

Level 2: Team and peer impact

Findings

Average team collaboration rating (out of 10):

Number of teams continuing project post-event:

New peer connections formed (approx.):

Describe team dynamics and any notable peer learning observed.

Level 3: Institutional impact

Findings

Institution	Change observed	Evidence	Time to change

Describe any faculty engagement, curriculum changes, or policy developments.

Level 4: Community and sectoral impact

Solution implementation tracker

Team / Project	Status	Users reached	Notes

Describe any community engagement, industry adoption, or ecosystem development.

Level 5: Systemic impact

Findings

Describe any evidence of broader methodology spread, policy influence, or cultural change. Note: systemic impact often only becomes visible 1–2 years after the event.

4. Success stories

Select 3–5 stories that illustrate different types of impact. Include at least one individual transformation and one team or solution story.

Story 1

Story title:

Type (individual / team / institution / solution):


Background and context (1–2 sentences):

What happened at the hackathon:

Changes observed afterward:

Direct quote (optional, anonymised if needed):

What happened next / long-term trajectory:

 Add photo here (insert image or paste URL)

Story 2

Story title:

Type (individual / team /
institution / solution):


Background and context (1-2 sentences):

What happened at the hackathon:

Changes observed afterward:

Direct quote (optional, anonymised if needed):

What happened next / long-term trajectory:

 Add photo here (insert image or paste URL)

Story 3

Story title:

Type (individual / team /
institution / solution):


Background and context (1-2 sentences):

What happened at the hackathon:

Changes observed afterward:

Direct quote (optional, anonymised if needed):

What happened next / long-term trajectory:

 Add photo here (insert image or paste URL)

5. Challenges and lessons learned

Honest reflection on what did not go as planned is as valuable as documenting successes. Funders and partners appreciate candour.

Challenge encountered	Impact on event or evaluation	Root cause	What we would do differently

Unexpected positive effects or serendipitous outcomes:

Barriers that prevented some participants from fully benefiting:

6. Conclusions and recommendations

Overall impact assessment

Provide a 3–5 sentence overall assessment of the hackathon's impact across all levels.

Evidence of value created

Rate the hackathon's impact on each dimension (1 = minimal, 5 = exceptional):

Participant learning and skill development 1 2 3 4 5 Minimal → Exceptional

Team collaboration and peer impact 1 2 3 4 5 Minimal → Exceptional

Institutional engagement and change 1 2 3 4 5 Minimal → Exceptional

Solution quality and implementation potential 1 2 3 4 5 Minimal → Exceptional

Event organisation and logistics 1 2 3 4 5 Minimal → Exceptional

Inclusion and diversity of participation 1 2 3 4 5 Minimal → Exceptional

Justify the ratings above with 2–3 sentences of evidence:

Sustainability and scalability

What structures, relationships, or resources will continue after the project ends?

What would be needed to scale this hackathon model to more institutions or countries?

Action plan for next event

Improvement	Priority (H/M/L)	Owner	Deadline	Resources needed

Appendices

The following appendices should be attached to the final report. Check those included.

- A Participant Feedback Survey results (aggregated)
- B Mentor Feedback Survey results
- C Learning Outcomes Assessment Grid (completed)
- D Solution Implementation Tracker
- E Participant list (anonymised demographic summary)
- F Event photographs
- G Media coverage and social media highlights
- H Additional case studies
- I Data tables and statistical analysis